

# Module II. Technical

## Photo-video concept course

### Topic 3. Edition

#### Activity T3.L1.2. Image Series Editing




Co-funded by the  
Erasmus+ Programme  
of the European Union




# Workshop

## Photo editing



Tools to edit images and criteria to select a documentary series that transmits the information and values of the heritage element





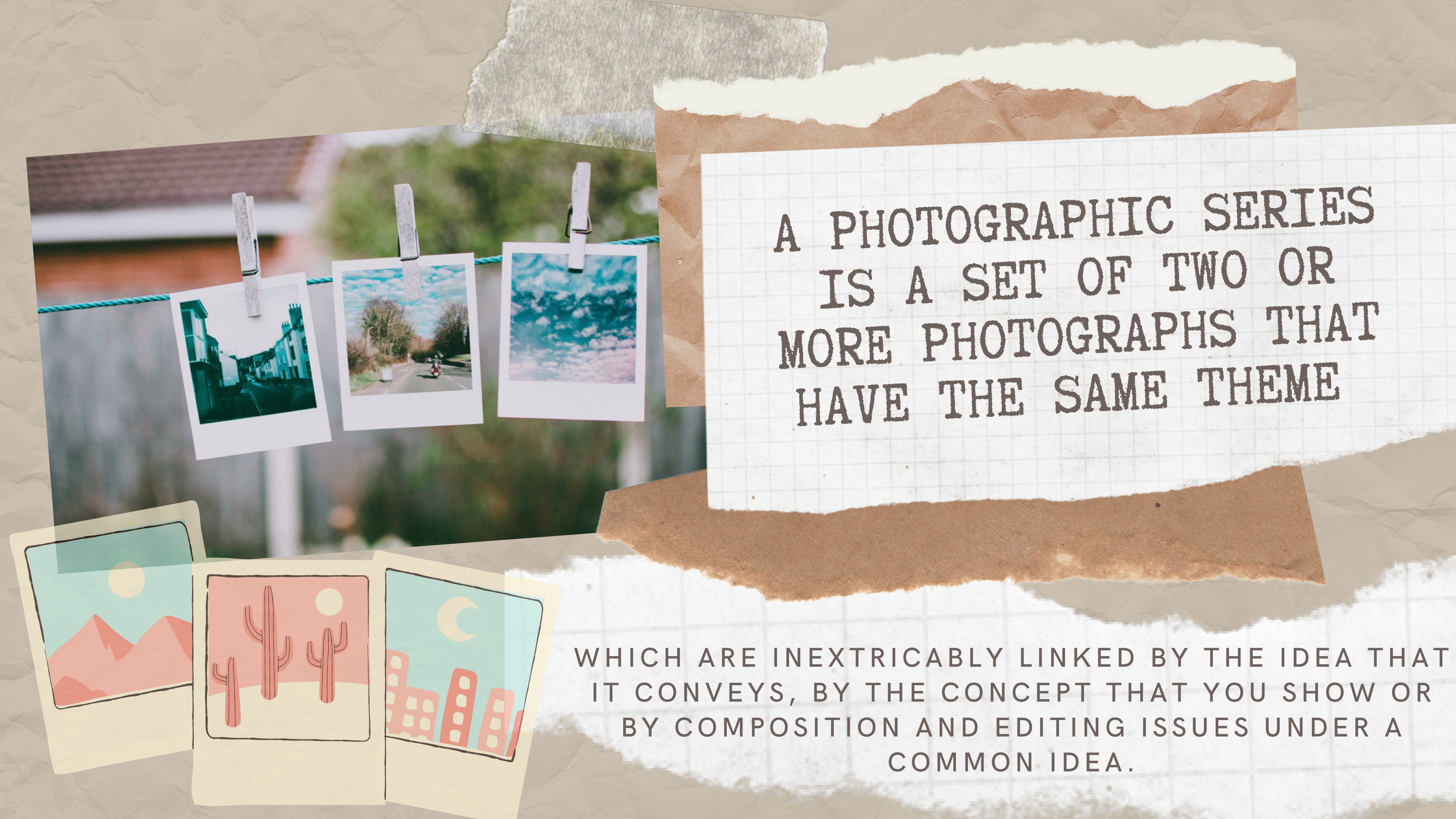
THE FIRST THING IS  
TO KNOW WHAT A  
PHOTOGRAPHIC  
SERIES IS...



"PEQUEÑOS AMIGOS"  
ANDY PROKH


**Learn to edit  
images to obtain  
the highest possible  
quality in the  
multimedia project**



A collage of torn paper, a string of photos, and illustrations. The background is a textured, light brown paper. A string of three Polaroid-style photos is hanging from the top left. The first photo shows a street with buildings, the second shows a road with trees and a person on a motorcycle, and the third shows a blue sky with white clouds. Below the string are three more Polaroid-style photos with illustrations: the first shows a landscape with mountains and a sun, the second shows a desert with cacti and a sun, and the third shows a city with buildings and a crescent moon. A large piece of torn paper is in the center, containing the main text. Another piece of torn paper is at the bottom, containing the second part of the text.


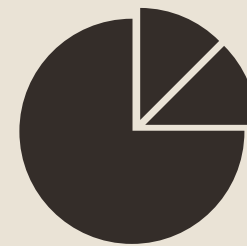

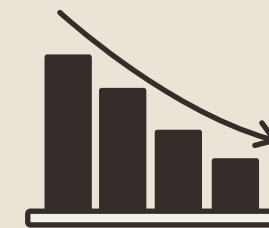



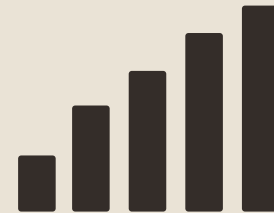
A PHOTOGRAPHIC SERIES  
IS A SET OF TWO OR  
MORE PHOTOGRAPHS THAT  
HAVE THE SAME THEME

WHICH ARE INEXTRICABLY LINKED BY THE IDEA THAT  
IT CONVEYS, BY THE CONCEPT THAT YOU SHOW OR  
BY COMPOSITION AND EDITING ISSUES UNDER A  
COMMON IDEA.


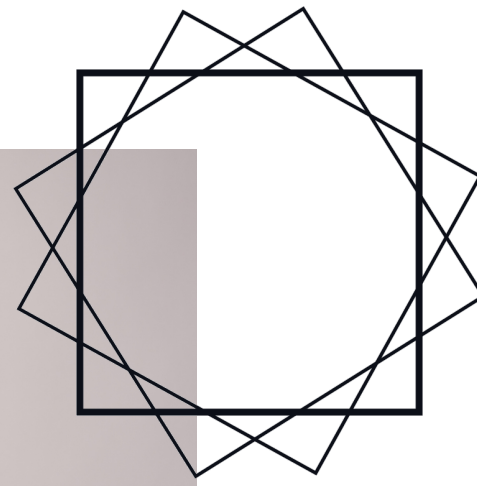
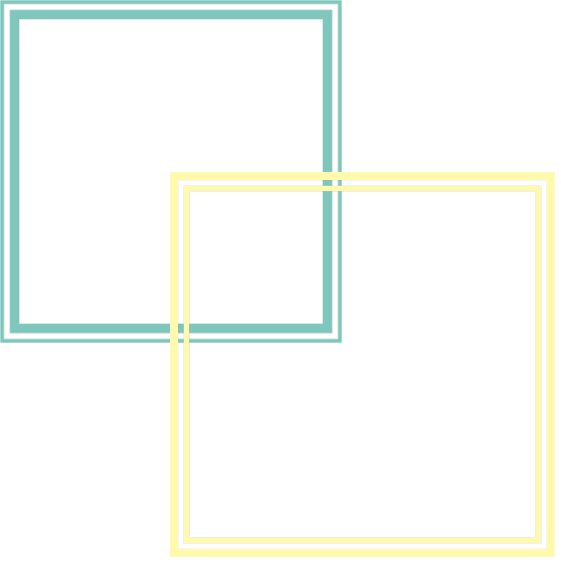


# Activity

In this activity, students will edit photos of a cultural or natural heritage element and generate a series that can be exported to an audiovisual project. They will have to look at all the pictures taken of the cultural/natural element selected, and edit the pictures chosen that portray the image we want to project. In this way, students will create a series of photographs.







**OCITY**

Creativity + Innovation & Technology

